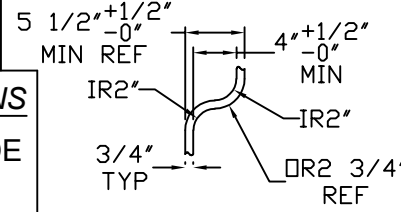


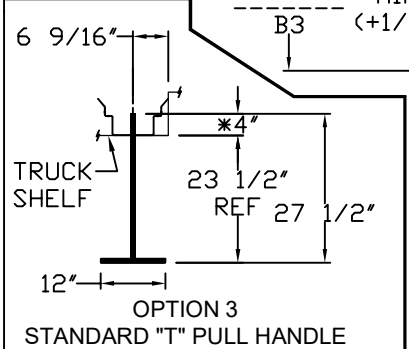
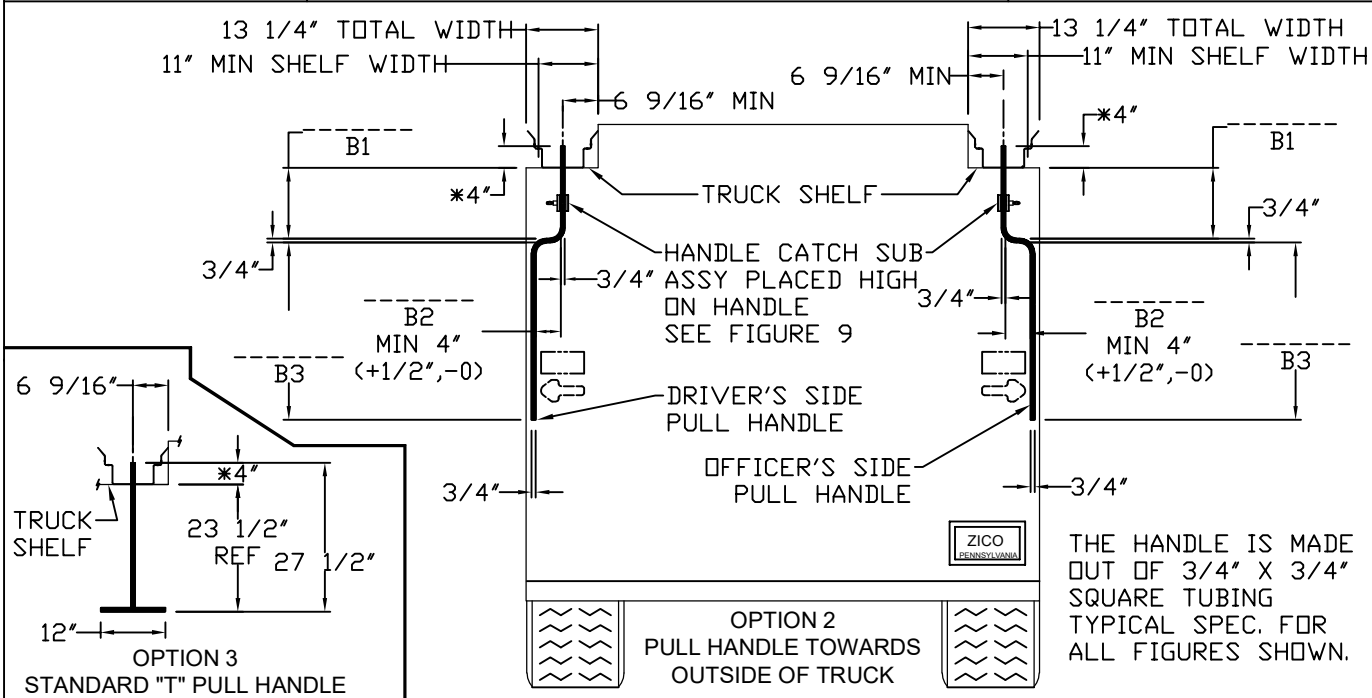
To make the design of the handle clearer, Email pictures showing the apparatus with dimensions of shelf width, light & bracket sizes & locations etc.

**IMPORTANT BENDING DETAIL**  
 ALL BENDS HAVE AN 2" INSIDE RADIUS.  
 NOTE THE 4" (+1/2", -0) MINIMUM FOR THE "S" BEND BELOW.



SEE ALSO MANUAL 3093PM1 FOR ADDITIONAL INFORMATION

**REAR OF TRUCK SHOWN IN ALL OPTIONS**  
 \_\_\_ DRIVER'S SIDE      \_\_\_ OFFICER'S SIDE  
 \_\_\_ DRIVER'S SIDE AND OFFICER'S SIDE



THE HANDLE IS MADE OUT OF 3/4" X 3/4" SQUARE TUBING TYPICAL SPEC. FOR ALL FIGURES SHOWN.

**Important:** If the Driver's Side and Officer's Side units are different, supply the information for the specific side. If the truck is going to get a gantry on both sides, please specify that above also.

\* 4" is the standard additional length needed above the shelf for the handle. Handles are usually made longer for final vertical adjustment.

LIGHT: ROUND \_\_\_ OR RECTANGULAR \_\_\_  
 LIGHT MODEL # \_\_\_\_\_

Ziamatic Manual Hard Sleeve Gantry Pull Handle Form; Model HSG-1  
 Approved By: \_\_\_\_\_ CO: \_\_\_\_\_  
 PO# \_\_\_\_\_ FD \_\_\_\_\_  
 Email Address: \_\_\_\_\_  
 PO: \_\_\_\_\_ Date: \_\_\_\_\_  
 Sales@Ziamatic.com Fax: 866-493-1401 Dwg: HSG-1 FORM